


Cat




Horse



Dog



Rabbit



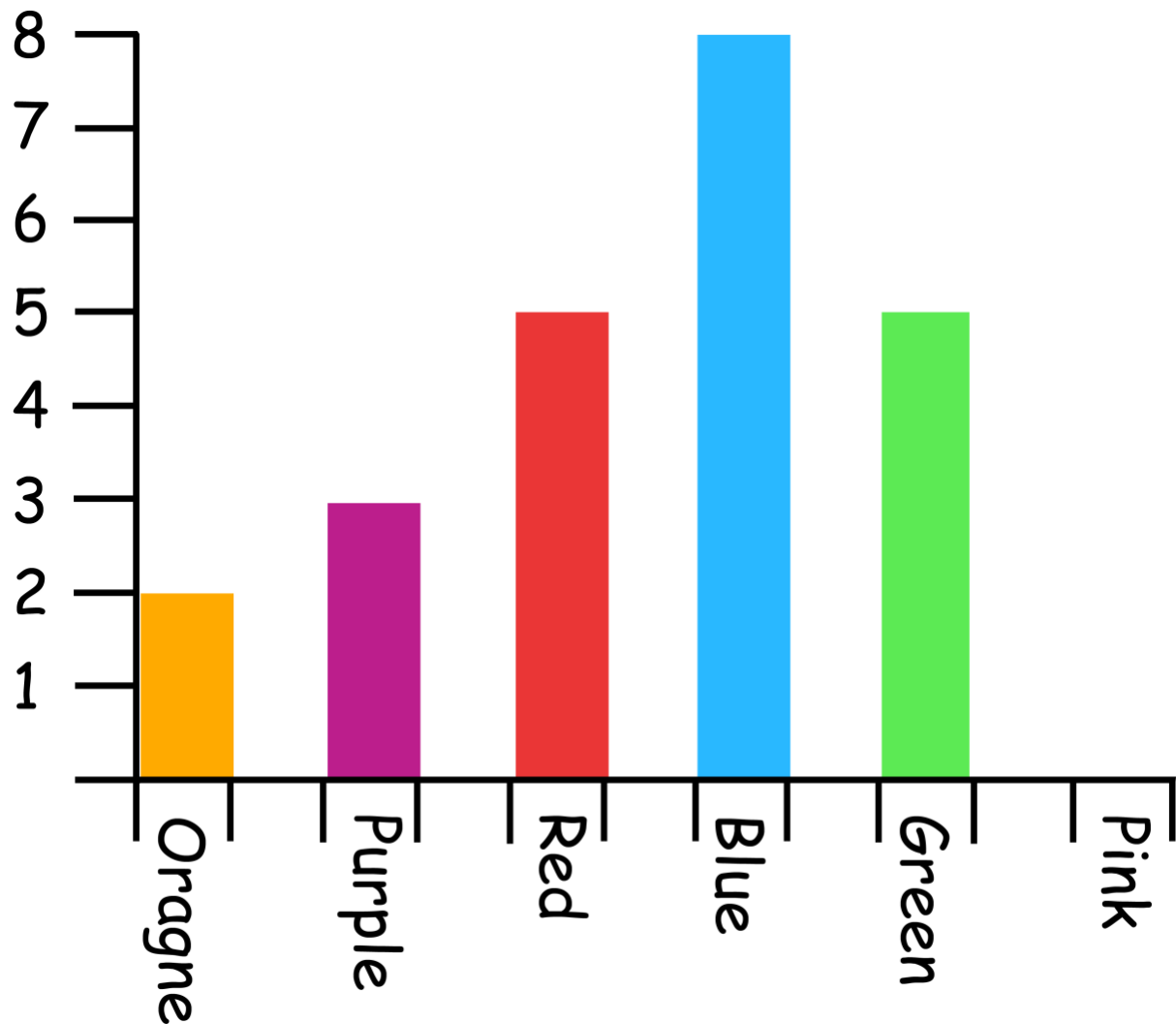
Snake



Above is a pictograph showing votes for pets which children would like to own. Can you answer the questions below using it?

1. What was the most popular pet? _____
2. What was the difference between rabbit and horse?

3. Which pets had the same number of votes? _____
4. Two more children have voted for snakes, can you add their votes to the chart?



Above is a bar chart showing some children's favourite colours. Can you answer the questions below using it?

1. What is the favourite colour? _____
2. How many children voted in total? _____
3. What is the difference between children who liked red and children who liked orange? _____
4. Four children said they like pink, can you add their votes to the chart?